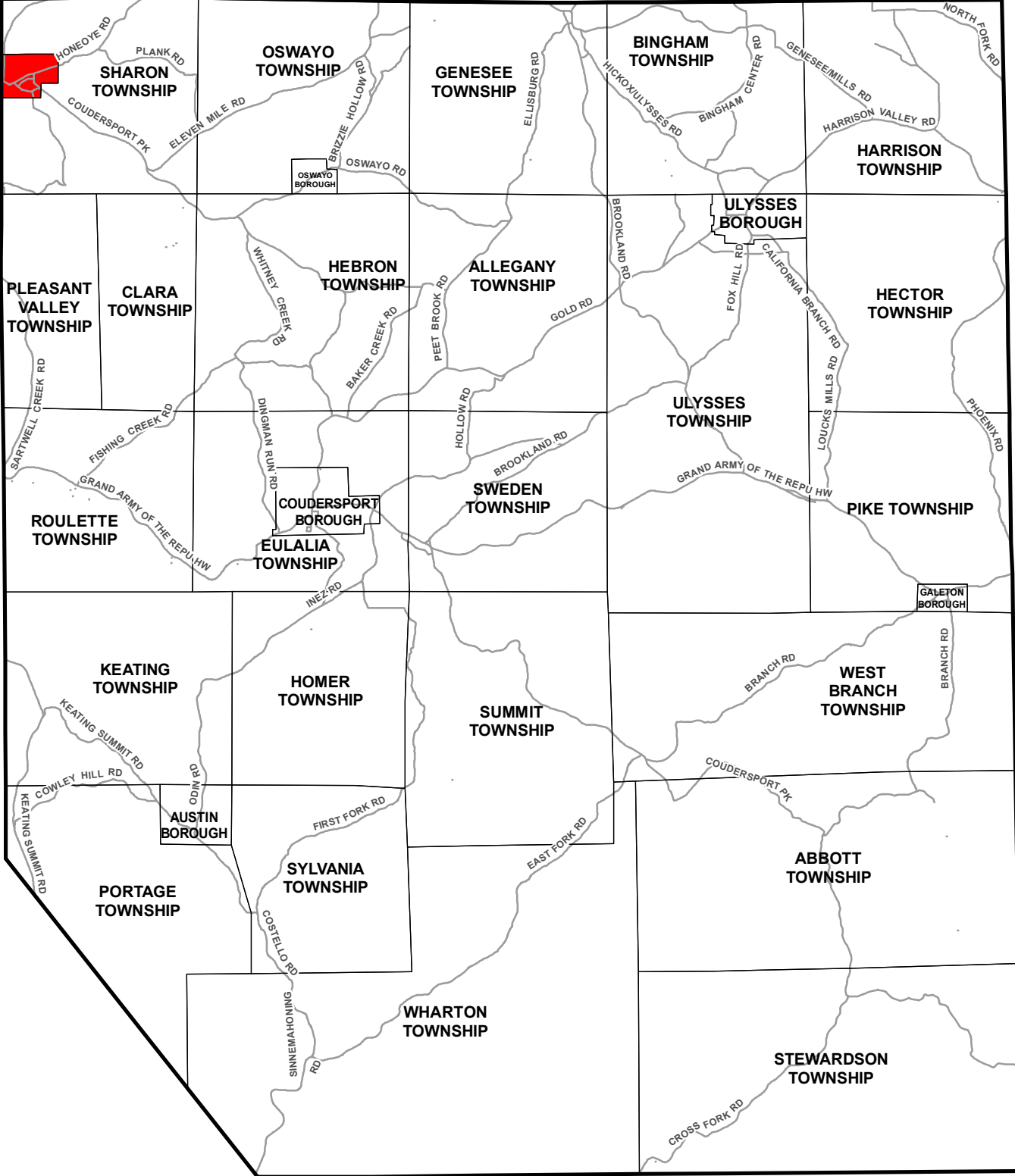




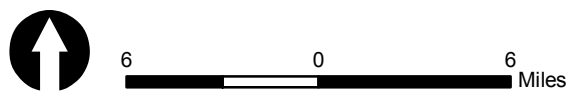


Map 1 General Location Shinglehouse Borough Potter County, Pennsylvania



-  State Road
-  Planning Area
-  Municipal Boundary
-  County Boundary



Mapping derived from data provided by PennDOT.

2/21/2018 | PM: JTF | GIS: BLS | QA: HSH | R004004.00431

HRG
Herbert, Rowland & Grubic, Inc.
Engineering & Related Services
An Employee-Owned Company

474 Windmere Drive
Suite 100
State College, PA 16801
814.238.7117 [phone]
814.238.7126 [fax]
www.hrg-inc.com