






Map 13

Vacant Lot Infill Potential

Shinglehouse Borough Potter County, Pennsylvania

-  Road
-  Proposed or Future Subdivisions and Land Development
-  Water
-  Parcel
-  Municipal Boundary

Number	Development Type
1	Infill (1 EDU)
2	Infill (1 EDU)
3	Redevelopment (3 EDUs)
4	Infill (1 EDU)
5	Infill (1 EDU)
6	Infill (1 EDU)
7	Trail Park Expansion (4 EDUs)



Mapping derived from data provided by USGS, and Potter County.

2/21/2018 | PM: JTF | GIS: BLS | QA: HSH | R004004.00431



474 Windmere Drive
Suite 100
State College, PA 16801
814.238.7117 [phone]
814.238.7126 [fax]
www.hrg-inc.com