









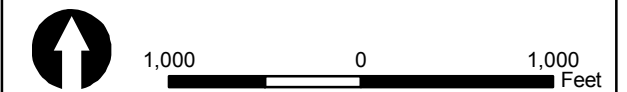
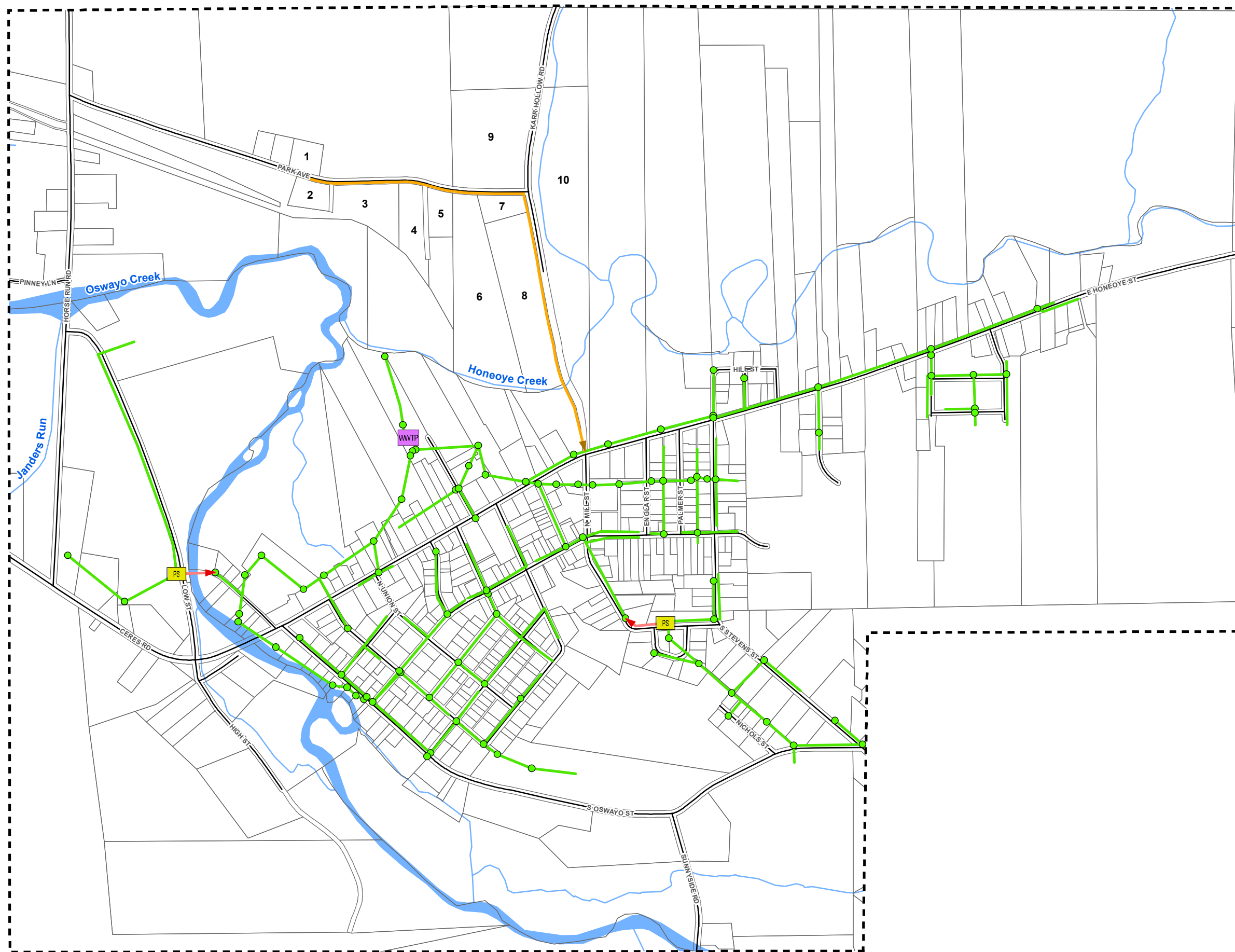


# Structural Alternative 1A Park Ave Sewer Extension LP to Karr Hollow Shinglehouse Borough Potter County, Pennsylvania

-  Sanitary Manhole
-  Sanitary Pumpstation
-  Wastewater Treatment Plant
-  Sanitary Sewer Line
-  Sanitary Forcemain
-  Proposed Sanitary Low Pressure Main
-  Road
-  Water
-  Parcel
-  Municipal Boundary



Mapping derived from data provided by Potter County, USGS, and Shinglehouse Borough.

4/18/2018 | PM: JTF | GIS: HMG | QA: BLS | R004004.0431



474 Windmere Drive  
Suite 100  
State College, PA 16801  
814.238.7117 [phone]  
814.238.7126 [fax]  
www.hrg-inc.com